

HOÀNG VĂN VÂN (Tổng Chủ biên) – NGUYỄN THỊ CHI (Chủ biên)
LÊ KIM DUNG – PHAN CHÍ NGHĨA
VŨ MAI TRANG – LƯƠNG QUỲNH TRANG



TIẾNG ANH 6

SÁCH HỌC SINH TẬP MỘT



NHÀ XUẤT BẢN GIÁO DỤC VIỆT NAM




HOÀNG VĂN VÂN (Tổng Chủ biên) - NGUYỄN THỊ CHI (Chủ biên)
LÊ KIM DUNG - PHAN CHÍ NGHĨA
VŨ MAI TRANG - LƯƠNG QUỲNH TRANG



TIẾNG ANH 6

SÁCH HỌC SINH TẬP MỘT



NHÀ XUẤT BẢN GIÁO DỤC VIỆT NAM



CONTENTS

	Page
Book Map	4
UNIT 1: MY NEW SCHOOL	6
UNIT 2: MY HOUSE	16
UNIT 3: MY FRIENDS	26
Review 1	36
UNIT 4: MY NEIGHBOURHOOD	38
UNIT 5: NATURAL WONDERS OF VIET NAM	48
UNIT 6: OUR TET HOLIDAY	58
Review 2	68
Glossary	70

LỜI NÓI ĐẦU

Tiếng Anh 6, tập một được Nhà xuất bản Giáo dục Việt Nam tổ chức biên soạn theo Chương trình Giáo dục phổ thông: Chương trình môn Tiếng Anh theo Thông tư số 32/2018/TT-BGDĐT ngày 26 tháng 12 năm 2018 của Bộ trưởng Bộ Giáo dục và Đào tạo, tiếp theo Tiếng Anh 3, Tiếng Anh 4 và Tiếng Anh 5. Sách được biên soạn theo đường hướng giao tiếp, giúp học sinh sử dụng ngữ liệu (ngữ âm, từ vựng, ngữ pháp) để phát triển năng lực giao tiếp bằng tiếng Anh thông qua bốn kĩ năng nghe, nói, đọc và viết. **Tiếng Anh 6, tập một** lấy hoạt động học là trung tâm, học sinh là chủ thể của quá trình dạy học, trong đó tâm lí lứa tuổi của học sinh trung học cơ sở, các đặc điểm văn hoá của Việt Nam và của các nước trên thế giới, đặc biệt là của các nước nói tiếng Anh, được coi trọng.

Tiếng Anh 6, tập một được biên soạn xoay quanh hai chủ điểm (Theme) gắn gũi với học sinh: *Our Communities* và *Our Heritage*. Mỗi chủ điểm được chia thành ba đơn vị bài học (Unit) tương ứng với ba chủ đề (Topic) của Chương trình. Sau mỗi chủ điểm là một bài ôn tập (Review) tập trung vào kiến thức ngôn ngữ và kĩ năng ngôn ngữ học sinh đã được học và rèn luyện.

Tiếng Anh 6, tập một được biên soạn trên cơ sở những kinh nghiệm thực tiễn của việc dạy tiếng Anh cấp trung học cơ sở ở Việt Nam với sự hợp tác chặt chẽ về chuyên môn và kĩ thuật của Tập đoàn Xuất bản Giáo dục Pearson.

Các tác giả rất mong nhận được những ý kiến đóng góp của các nhà giáo, phụ huynh học sinh và đồng đảo bạn đọc quan tâm để sách được hoàn thiện hơn.

Các tác giả

BOOK MAP

	Reading	Speaking
Unit 1: MY NEW SCHOOL	Reading for general and specific information about schools	Talking about the type of school one would like to go to
Unit 2: MY HOUSE	Reading for specific information about rooms and furniture	Describing houses, rooms and furniture
Unit 3: MY FRIENDS	Reading for specific information about friends and summer camps	Talking about friends and summer camps
REVIEW 1		
Unit 4: MY NEIGHBOURHOOD	Reading for specific information about a neighbourhood	Talking about a neighbourhood
Unit 5: NATURAL WONDERS OF VIET NAM	Reading for general and specific information about natural wonders	Talking about famous places, and what you must / mustn't do there
Unit 6: OUR TET HOLIDAY	Reading for specific information about New Year's practices	Talking about what children should / shouldn't do at Tet
REVIEW 2		

www.minh-pham.info

Listening	Writing	Language Focus
Listening for specific information about school activities	Writing a paragraph about one's school	Vocabulary: - School things and activities - Verbs (<i>play, do, have, study</i>) + Noun Pronunciation: Sounds: /ɑ:/ and /ʌ/ Grammar: - Present simple - Adverbs of frequency
Listening for specific information about someone's house	Writing an email to a friend describing a house	Vocabulary: - Types of house - Rooms and furniture Pronunciation: Final sounds: /s/ and /z/ Grammar: - Possessive case - Prepositions of place
Listening for specific information about best friends	Writing a diary entry about best friends	Vocabulary: - Body parts and appearance - Personality adjectives Pronunciation: Sounds: /b/ and /p/ Grammar: Present continuous
Listening for specific information about a neighbourhood	Writing a paragraph to describe a neighbourhood	Vocabulary: Places in a neighbourhood Pronunciation: Sounds: /ɪ/ and /i:/ Grammar: Comparative adjectives
Listening for specific information about a natural wonder	Writing a paragraph about a natural wonder	Vocabulary: - Things in nature - Travel items Pronunciation: Sounds: /t/ and /d/ Grammar: - Countable and uncountable nouns - Modal verb: <i>must / mustn't</i>
Listening for general and specific information about preparations for Tet	Writing an email about what people should / shouldn't do at Tet	Vocabulary: Things and activities at Tet Pronunciation: Sounds: /s/ and /ʃ/ Grammar: - <i>Should / shouldn't</i> for advice - <i>Some / any</i> for amount

Unit 1 MY NEW SCHOOL

THIS UNIT INCLUDES:

Vocabulary

- School things and activities
- Verb (*play, do, have, study*) + Noun

Pronunciation

Sounds: /a:/ and /ʌ/

Grammar

- Present simple
- Adverbs of frequency

Skills

- Reading about schools
- Talking about the type of school one would like to go to
- Listening about school activities
- Writing a paragraph about one's school

Everyday English

Introducing someone

GETTING STARTED

A special day

1 Listen and read.

(Loud knock)

Phong: Hi, Vy.

Vy: Hi, Phong. Are you ready?

Phong: Just a minute.

Vy: Oh, this is Duy, my new friend.

Phong: Hi, Duy. Nice to meet you.

Duy: Hi, Phong. I live near here, and we go to the same school!


Phong: Good. Hmm, your school bag looks heavy.

Duy: Yes! I have new books, and we have new subjects to study.

Phong: And a new uniform, Duy! You look smart!

Duy: Thanks, Phong. We always look smart in our uniforms.

Phong: Let me put on my uniform. Then we can go.



2 Read the conversation again and tick (✓) T (True) or F (False).


	T	F
1. Vy, Phong, and Duy go to the same school.		
2. Duy is Phong's friend.		
3. Phong says Duy looks smart in his uniform.		
4. They have new subjects to study.		
5. Phong is wearing a school uniform.		

3 Write ONE word from the box in each gap.

go subjects has
wear uniforms

- Students _____ their uniforms on Monday.
- Vy _____ a new friend, Duy.
- Do Phong, Vy, and Duy _____ to the same school?
- Yes, they do.
- Students always look smart in their _____.
- What _____ do you like to study?
- I like to study English and history.

4 Match the words with the school things. Then listen and repeat. 



	pencil sharpener	
	compass	
	school bag	
	calculator	
	rubber	
	pencil case	


5 Look around the class. Write the names of the things you see in your notebook.

A CLOSER LOOK 1

Vocabulary

1 Listen and repeat the words. 

- | | |
|--------------|----------|
| school lunch | exercise |
| English | science |
| history | football |
| homework | lessons |
| | music |



2 Work in pairs. Put the words in 1 in the correct columns.

play	do	have	study

Can you add more words to each column?

3 Put one of these words in each blank.

- lessons science homework
 football exercise

- Vy and I often do our _____ after school.
- Nick plays _____ for the school team.
- Mrs Nguyen teaches all my history _____.
- They are healthy. They do _____ every day.
- I study maths, English and _____ on Mondays.

Pronunciation

/ɑ:/ and /ʌ/

4 Listen and repeat. Pay attention to the sounds /ɑ:/ and /ʌ/. 

1 /ɑ:/	2 /ʌ/
smart	subject
art	study
carton	Monday
class	compass

5 Listen and repeat. Then listen again and underline the words with the sounds /ɑ:/ and /ʌ/. 

- My brother has a new compass.
- Our classroom is large.
- They look smart on their first day at school.
- The art lesson starts at nine o'clock.
- He goes out to have lunch every Sunday.



A CLOSER LOOK 2

Grammar

The present simple



Remember!

We use the present simple to talk about actions or events that often happen, or are fixed.

Examples:

- We usually **go** to school by bus.
- I **don't like** school lunch very much.

1

Choose the correct answer A, B, or C.

- We _____ new subjects for this school year.
A. have B. has C. having
- Duy _____ to school every day.
A. cycling B. cycle C. cycles
- My new school _____ in the centre of the village.
A. not B. isn't C. doesn't
- I live near here. Where _____ live?
A. do you B. you C. are you
- My friend has a sister, but she _____ a brother.
A. not has
B. don't have
C. doesn't have



Remember!

The present simple verbs with *he / she / it* need an *s / es*.

2

Miss Nguyet is interviewing Duy for the school newsletter. Write the correct form of the verbs.

Miss Nguyet: Tell us about your new school, Duy.

Duy: Sure! My school (1. have) _____ a large playground.

Miss Nguyet: _____ you (2. have) _____ any new friends?

Duy: Yes. And I (3. like) _____ my new friends, Vy and Phong.

Miss Nguyet: _____ Vy (4. walk) _____ to school with you?

Duy: Well, we often (5. ride) _____ our bicycles to school.

Miss Nguyet: What time do you go home?

Duy: I (6. go) _____ home at 4 p.m. every day.

Miss Nguyet: Thank you!





Adverbs of frequency

Remember!

We use adverbs of frequency to show how often something happens.

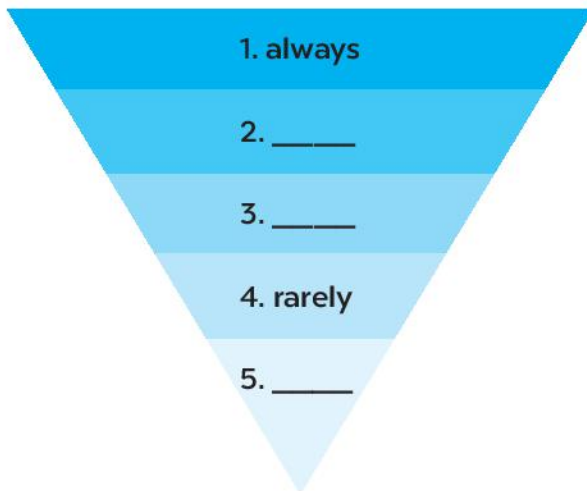
We often use them with the present simple.

We usually place the adverb of frequency before the main verb.

Examples:

- Tom **usually** takes the bus to school.
- They don't **often** go to the cinema.

3 Fill the blanks with *usually*, *sometimes* or *never*.



Write a sentence with one of these adverbs.

4 Choose the correct answer A or B to complete each sentence.

1. I _____ late on Saturdays.
A. get up usually
B. usually get up
2. My mum _____ to work late.
A. rarely goes
B. goes rarely
3. _____ at weekends?
A. Do you often travel
B. Often do you travel
4. What kind of music _____?
A. usually does Susan listen to
B. does Susan usually listen to
5. When _____ go on holiday each year?
A. do you usually
B. you usually

5 Work in pairs. Make questions, and then interview your partner.


1. you / often / ride your bicycle / to school
2. you / sometimes / study / in the school library
3. you / like / your new school
4. your friends / always / go to school / with you
5. you / usually / do your homework / after school



COMMUNICATION

Everyday English

Introducing someone

- 1** Listen and read the dialogue. Pay attention to the highlighted parts. 

Vy: Phong, **this is Duy**, my new friend.

Phong: Hi, Duy. **Nice to meet you.**

Duy: Hi, Phong. **Nice to meet you, too.**

- 2** Work in groups. Practise introducing a friend to someone else.



New friends at school

- 3** Read and tick the questions you think are suitable to ask a new friend at school.

1. Are you from around here?
2. Do you like music?
3. How much money do you get?
4. What is your favourite subject at school?
5. Are you hungry now?
6. Do you play football?
7. How do you go to school every day?
8. Where do you often go shopping?

Write one or two more questions on a piece of paper. Then share them with the class.

- 4** There is a quiz for students in the new school newsletter. Answer the questions.

**ARE YOU
A GOOD FRIEND
AT SCHOOL?**

1. Do you remember all your new classmates' names?
Yes No
2. Do you often listen to your friends' advice?
Yes No
3. Do you share things with your classmates?
Yes No
4. Do you keep your friends' secret?
Yes No
5. Do you play with your classmates at break time?
Yes No
6. Do you help your classmates with their homework?
Yes No
7. Do you go to school with your friends?
Yes No
8. Do you listen when your classmates are talking?
Yes No

- 5** Work in groups. Take turns to interview the others. Use the questions above.

SKILLS 1

Reading

- 1** Look at the pictures and quickly read the passages. Match 1-3 with A-C.

1. Sunrise	A. a school in Bac Giang
2. An Son	B. an international school
3. Dream	C. a boarding school in Sydney

Sunrise is a boarding school in Sydney. Students study and live there. About 1,200 boys and girls go to Sunrise. It has students from all over Australia. They study subjects like maths, science and English.



An Son is a lower secondary school in Bac Giang. It has only 8 classes. There are mountains and green fields around the school.

There is a computer room and a library. There is also a school garden and a playground.

Dream is an international school. Here students learn English with English-speaking teachers. In the afternoon, they join many interesting clubs. They play sports and games. Some students do paintings in the art club.



- 2** Read the passages again and complete these sentences.

- Students live and study in a _____ school. They only go home at weekends.
- Sunrise is a school in _____.
- There are _____ around An Son School.
- _____ has an art club.
- At Dream School, students learn English with _____.

- 3** Answer the questions.

- Which school is a boarding school?
- Where is An Son School?
- Is there a school garden in An Son School?
- What do Dream School students do in the afternoon?

Speaking

- 4** Which school in 1 would you like to go to? Why or Why not? Complete the table.

Name of school	Reasons you like it	Reasons you don't like it

Then discuss your choice with a friend.

Example:

A: Which school would you like to go to?

B: I'd like to go to Dream School.

A: Why?

B: Because I'd like to paint in the art club.

SKILLS 2

Listening

1 Janet, a student at Palmer School in America, is talking about her school. Guess the answers to these questions.

1. Do you think the students there wear uniforms?
2. Do they learn Vietnamese as a foreign language?

Listen to the talk and check your guesses. 

2 Listen again and choose the correct answer A or B. 

1. Janet's favourite teacher is her _____ teacher.
A. maths B. science
2. Today Janet _____ her uniform.
A. is wearing B. isn't wearing
3. Janet studies _____ for two hours a week.
A. English B. Vietnamese
4. Janet usually does her homework _____.
A. in the library B. at home
5. Her class is going to have a biology lesson _____.
A. on a farm B. in the classroom

Writing

3 Write the answers to the following questions about your school.

1. What is the name of your school?

2. Where is your school?

3. How many classes does your school have?

4. What do students do at your school?

5. What do you like about your school?

4 Use the answers in 3 to write a paragraph of 40-50 words about your school. You can refer to the reading passages to help you.

My school is _____





LOOKING BACK

Vocabulary

1 Look at the pictures. Write the correct words in the gaps.



1. Our new _____ is very nice.

2. I have a red _____.



3. This is my _____ for writing English words.

4. We often use a _____ in a maths class.



5. Can you lend me your _____ for a minute?

6. My new _____ is short.



2 Match the words in A with the words / phrases in B.

A

1. study

2. do

3. play

4. have

5. wear

B

a. lunch

b. the piano

c. a uniform

d. exercise

e. new words

Grammar

3 Complete the sentences with the present simple.

1. He (come) _____ from Da Nang.
2. – Do you learn Russian?
– No, I (not do) _____.
3. She always (walk) _____ to school with her friends.
4. I often (do) _____ my homework after school.
5. Mr Nam (teach) _____ history at my school.

4 Complete the text with the correct form of the verbs in brackets.

Hoang lives in a small house in the centre of his village. His house (1. be) _____ near his new school. Every day, he (2. have) _____ breakfast at 6 o'clock. Then he (3. walk) _____ to school with his friends. Hoang and his friends (4. study) _____ in grade 6 at An Son School. Hoang (5. like) _____ his new school.

5 Put the adverb in brackets in the correct place in each sentence.

1. I remember to do my homework. (always)
2. Nick gets good marks in exams. (usually)
3. We do not see a rabbit in town. (often)
4. I read in bed at night. (rarely)
5. Do you sing in the shower? (sometimes)

PROJECT

Your dream school

Work in groups.

1 Design your dream school. What does it look like?

Is it:


- in a town or in the country?
- a boarding school?
- an international school?

Does it have:

- a swimming pool?
- a video game room?
- a greenhouse and a farm?

2 Draw a picture of your dream school.

3 Present it to the class.



Now I can ...

- use the words related to the topic 'My New School'.
- pronounce the sounds /ɑ:/ and /ʌ/ correctly.
- use the present simple.
- use the adverbs of frequency.
- introduce someone to someone else.
- read about schools.
- talk about the type of school I'd like to go to.
- listen about school activities.
- write a paragraph about my school.

✓

✓✓

✓✓✓

Unit **2** MY HOUSE

THIS UNIT INCLUDES:

Vocabulary

- Types of house
- Rooms and furniture

Pronunciation

Final sounds: /s/ and /z/

Grammar

- Possessive case
- Prepositions of place

Skills

- Reading about rooms and furniture
- Describing houses, rooms and furniture
- Listening about someone's house
- Writing an email to a friend describing a house

Everyday English

Giving suggestions

GETTING STARTED

A look inside

1 Listen and read.

Mi: Wow! Your room looks so big, Nick.

Nick: It's Elena's room. She's my sister.

Mi: I see. Is there a TV behind you?

Nick: Yes, there is. Where do you live, Mi?

Mi: I live in a town house. And you?

Nick: I live in a country house. Who do you live with?


Mi: My parents and younger brother. We're moving to a flat next month!

Nick: Are you?

Mi: Yes. My aunt lives near there, and I can play with my cousin.

Nick: Are there many rooms in your new flat?

Mi: Yes, there are. There's a living room, three bedrooms, a kitchen and two bathrooms.



2 Which family members does Mi talk about? Put a tick (✓).

1. parents	✓
2. sister	
3. brother	
4. aunt	
5. cousin	

3 Read the conversation again. Complete each sentence with **ONE** word.

- Elena is Nick's _____.
- There is a _____ in Elena's room.
- Now Mi lives in a _____ house.
- Nick lives in a _____ house.
- Mi's new flat has _____ bedrooms.

4 Complete the word web. Use the words from the conversation and the ones you know.



5 Work in groups. Ask your friends where they live. Then report their answers.

A: Where do you live?

B: I live in a flat.

A CLOSER LOOK 1

Vocabulary

Rooms and furniture

1 Look at the house. Name the rooms in it.

hall
kitchen
bedroom
bathroom
living room



2 Name the things in each room in 1. Use the word list below. (You may use a word more than once.)

- | | | |
|------------------|--------|---------|
| lamp | toilet | picture |
| cupboard | sink | sofa |
| dishwasher | fridge | shower |
| chest of drawers | | |

3 Think of a room in your house. In pairs, ask and answer questions to guess it.

Example:

A: What's in your room?

B: A sofa and a television.

A: Is it the living room?

B: Yes.

Pronunciation

Final sounds: /s/ and /z/

4 Listen and repeat these words. 

- | | |
|---------|-----------|
| lamps | cupboards |
| sinks | sofas |
| flats | kitchens |
| toilets | rooms |

5 Listen to the conversation. Underline the final **s** in the words and put them into the correct column. 

Mi: Mum, are you home?

Mum: Yes, honey. I'm in the kitchen. I've bought these new bowls and chopsticks.

Mi: They're beautiful, Mum. Where did you buy them?

Mum: In the department store near our house. They have a lot of things for homes.

Mi: Don't forget we need two lamps for my bedroom, Mum.

Mum: Let's go there this weekend.

/s/	/z/

Now practise the conversation with a partner.

A CLOSER LOOK 2

Grammar

Possessive case

Remember!

1. We use **'s** after a proper name.

Example: This is **Elena's** room.

2. We use **'s** after a singular noun.

Example: This is my **mum's** book.

1 Choose the correct answer.

1. My (grandmothers / grandmother's) house is in Ha Noi.
2. This is my (sister's / sister') desk.
3. My (cousin's / cousin) dad is my uncle.
4. (Nam's / Nam') house is small.
5. There are two bedrooms in (Ans / An's) flat.

2 Complete the sentences with the correct possessive forms.

1. Thuc Anh is _____ cousin. (Mi)
2. This is their _____ chair. (teacher)
3. Where is _____ computer? (Nick)
4. My _____ motorbike is in the garden. (father)
5. My _____ bedroom is next to the living room. (brother)

Prepositions of place

Remember!

Prepositions of place describe where people or things are. These are some prepositions of place.



3 Write the correct preposition in the box under each picture. Say a sentence to describe the picture.

- | | | | |
|-------------|-------|---------|--------|
| in | on | next to | behind |
| in front of | under | between | |

Example:



1. on

The dog is on the chair.



2. _____



3. _____



4. _____



5. _____



6. _____



7. _____

- 4** Look at the picture and write T (True) or F (False) for each sentence. Correct the false ones.



Example:

The books are under the table. **F**

→ **The books are on the table.**

1. The dog is behind the bed. _____
2. The school bag is on the table. _____
3. The picture is between the clocks. _____
4. The cat is in front of the computer. _____
5. The cap is under the pillow. _____

5 **GAME** Memory challenge

Work in pairs. Look at the picture in 4 carefully, and then cover it. Ask and answer questions about the position of things in the picture.

Example:


A: Where are the books?

B: They're on the table.

COMMUNICATION

Everyday English

Giving suggestions

- 1** Elena and her mum are discussing how to decorate her bedroom. Listen and read the dialogue. Pay attention to the highlighted sentences. 

...

Elena: My bedroom isn't nice.

Mum: How about putting a picture on the wall?

Elena: Great idea, Mum.

Mum: Let's go to the department store to buy one.


...

- 2** Work in pairs. Make a similar dialogue. Remember to use the structures:

- **How about + V-ing?**
- **Let's + V.**

Living places

- 3** Mi tells Nick about her grandparents' country house. Look at the pictures of her grandparents' house and complete the sentences.



1. My grandparents live in a _____ house in Nam Dinh.
2. There _____ four rooms in the house and a big garden.
3. I like the living room. There _____ a big window in this room.
4. There are four _____ and a table in the middle of the room.
5. There are two family photos _____ the wall.

4 Student A looks at the pictures of Nick's house on this page. Student B looks at the pictures of Mi's house on page 25. Ask questions to find the differences between the two houses.

Example:

A: Where does Mi live?

B: She lives in a town house.



5 Draw a simple picture of your house. Tell your partner about it.



SKILLS 1

Reading

A ROOM AT THE CRAZY HOUSE HOTEL, DA LAT

1 Look at the text. Answer the questions.

1. Is it an email or a letter?
2. What is the text about?

New message — ↗ ×

To: phong@webmail.com; mi@webmail.com

Subject: A room at the Crazy House Hotel

Hi Phong and Mi,

How are you? I'm in Da Lat with my parents. We're staying at the Crazy House Hotel. Wow! It really is crazy. There are ten rooms in the hotel. There's a Kangaroo Room, an Eagle Room, and even an Ant Room. I'm staying in the Tiger Room. It's called the Tiger Room because there's a big tiger on the wall.

The tiger is between the bathroom door and the window. The bed is next to the window, but the window is a strange shape. I put my bag under the bed. There's a lamp, a wardrobe and a desk. You should stay here when you visit Da Lat. It's great.

See you soon!

Nick



Reading skill: Predicting

Predicting makes reading easy.

Before reading, look at the pictures, design and title.

Decide what the text is about.

Think about what you know about the topic.

2 Read the text again and answer the questions.

1. Who is Nick in Da Lat with?
2. How many rooms are there in the hotel?
3. Why is the room called the Tiger Room?
4. Where is Nick's bag?

3 Circle the things in the Tiger Room.

- | | |
|----------|------------|
| a window | a wardrobe |
| a cooker | a cupboard |
| a shelf | a lamp |
| a desk | a tiger |

Speaking

4 Create a new room for the hotel. Draw a plan for the room.

5 Show your plan to your partner and describe it.

Example:

This is the Shark Room. There's a big shark at the door. There's a table and a sofa in the middle of the room ...

SKILLS 2

Listening

1 Look at the pictures. Name each of them. Guess if they are mentioned in the listening text.



Now listen and check your guesses.  14

2 Listen to Mai talking about her house. Tick (✓) T (True) or F (False).  15

	T	F
1. There are four people in Mai's family.		
2. Mai's house has seven rooms.		
3. The living room is next to the kitchen.		
4. In her bedroom, there's a clock on the wall.		
5. She often listens to music in her bedroom.		

Writing

3 Answer the questions.

1. Where do you live?
2. How many rooms are there in your house? What are they?
3. Which room do you like the best in your house? Why?

4 Write an email to Mira, your pen friend. Tell her about your house. Use the answers to the questions in 3.

✉ New message
— ↗ ✕

To: mira@webmail.com

Subject: My house

Hi Mira,

Thanks for your email. Now I'll tell you about my house.

What about you? Where do you live? Tell me in your next email.

All the best,

SEND








⋮

LOOKING BACK

Vocabulary

- 1** Put the words into the correct group. Add a new word to each group.

kitchen	dishwasher
sink	town house
flat	cupboard
bedroom	country house
fridge	chest of drawers
bathroom	living room

Types of house	Rooms	Furniture

Grammar

- 2** Complete the second sentence with the correct possessive form.

- My teacher has a house next to our house.
→ Our house is next to my _____ house.
- My brother has a TV.
→ This is my _____ TV.
- Elena has a big bookshelf in her bedroom.
→ There's a big bookshelf in _____ bedroom.
- My grandfather likes the kitchen the best.
→ The kitchen is my _____ favourite room.
- My aunt has a daughter, Vy.
→ I'm _____ cousin.

- 3** Make sentences. Use prepositions of place.



1. The cat _____.
2. The dog _____.



3. The cat _____.
4. The cat _____.



5. The girl _____.
6. The boy _____.

- 4** Write three sentences to describe your favourite room in your house. Write the sentences in your notebook.

Example:

There's a big bed next to the door.



PROJECT

STRANGE HOUSES

These are some strange houses around the world.





1 Which one would you like to live in? Why?

2 Now work in groups.

- Draw your own strange house.
- Decorate it.
- Tell the class about your house.

Communication,
Activity 4, Page 21



Now I can ...

- use the words for types of house, rooms and furniture.
- pronounce the sounds /s/ and /z/ at the end of the words correctly.
- use possessive case to describe possession.
- use prepositions of place to describe where people or things are.
- give suggestions.
- read about rooms and furniture.
- describe houses, rooms and furniture.
- listen about someone's house.
- write an email to a friend describing my house.

✓	✓✓	✓✓✓

Unit **3** MY FRIENDS

THIS UNIT INCLUDES:

Vocabulary

- Body parts and appearance
- Personality adjectives

Pronunciation

Sounds: /b/ and /p/

Grammar

Present continuous

Skills

- Reading about friends and summer camps
- Talking about friends and summer camps
- Listening about best friends
- Writing a diary entry about best friends

Everyday English

Asking about appearance and personality

GETTING STARTED

A surprise guest

1 Listen and read.

Phong: That was a great idea, Nam. I love picnics!

Nam: Please pass me the biscuits.

Phong: Sure. Here you are.

Nam: Thanks. What are you reading, Phong?

Phong: *4Teen*. It's my favourite magazine!

Nam: Look! It's Mai. And she is with someone.

Phong: Oh, who's that? She has glasses and long black hair.

Nam: I don't know. They're coming over.

Mai: Hi there. This is my friend Chau.

Phong & Nam: Hi, Chau. Nice to meet you.

Chau: Nice to meet you, too.



Nam: Would you like to sit down? We have lots of food.

Mai: Oh, sorry, we can't. We're going to the bookshop.

Chau: Bye for now.

Phong & Nam: Bye bye.

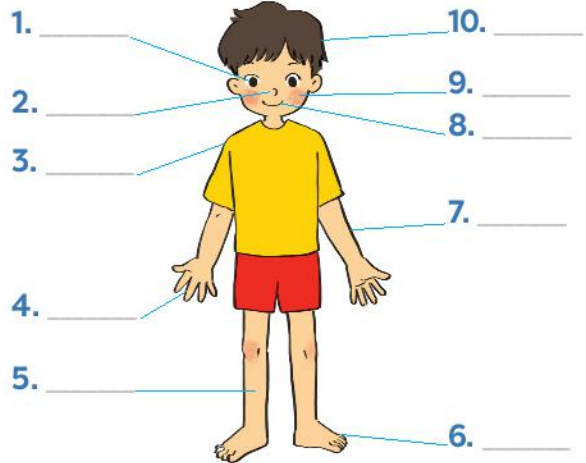
2 Fill the blanks with the words from the conversation.

1. Phong and Nam are having a _____.
2. 4Teen is Phong's _____.
3. Phong and Nam see _____ and _____.
4. Chau has _____ and _____.
5. Mai and Chau _____ the bookshop.



3 Label the body parts with the words in the box.

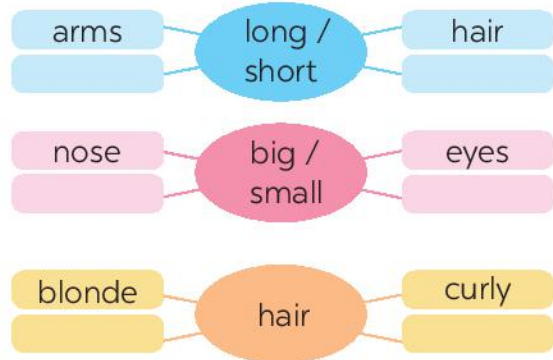
cheek eye hand arm
mouth leg nose hair
shoulder foot



Do you know any other words for body parts?

4 Work in groups. Complete the word webs.

Examples:



5 **GAME** Guessing

Work in groups. Take turns to describe a classmate. Other group members guess who he / she is.

Example:

- A: She has long hair and big eyes.
B: Is that Lan?
A: That's right.

A CLOSER LOOK 1

Vocabulary

Personality adjectives

1 Match the adjectives to the pictures.



1. hard-working



2. confident



3. funny



4. caring



5. active

2 Use the adjectives in the box to complete the sentences. Pay attention to the highlighted words / phrases.

careful	shy	creative
clever	kind	friendly

1. Mina is very _____. She likes drawing pictures. She always has lots of new ideas.



2. Nam is _____. He likes helping his friends.



3. Minh Duc is _____. He likes meeting new people.



4. Kim is very _____. She pays attention to what she's doing.



5. Mai is _____. She learns things quickly and easily.



3 **GAME** Friendship flower

Work in groups. Write two personality adjectives for each group member.




Pronunciation

/b/ and /p/

- 4 Listen and circle the words you hear. Then repeat.** 

	/b/	/p/
1.	big	pig
2.	bear	pear
3.	buy	pie
4.	robe	rope

- 5 Listen. Then practise the chant. Notice the rhyme.** 

We're having a picnic
 We're having a picnic
 Fun! Fun! Fun!
 We're bringing some biscuits
 We're bringing some biscuits
 Yum! Yum! Yum!
 We're playing together
 We're playing together
 Hurrah! Hurrah! Hurrah!

A CLOSER LOOK 2

Grammar

The present continuous

Remember!

We use the present continuous for actions happening now.

Examples:

- She's **talking** .
- They're **not talking** .

We can use the present continuous with *now*, *at present*, or *at the moment*.

Examples:

- I'm doing my homework **at present** .
- **A:** Are you reading **now** ?
- **B:** Yes, I am.

- 1 Put the verbs in brackets in the present continuous.**

- Nam (read) _____ a book now.
- They (play) _____ football at the moment.

- My sister (not make) _____ a sandwich at present.
- I (go) _____ to the supermarket at the moment.
- _____ they (talk) _____ about their new friends?

- 2 Look at the pictures. Write sentences like the example. Use positive or negative present continuous verbs.**

Example:

She's **talking** to Mai. (talk)



- Nam and Ba _____.
(eat ice cream)



- Lan and Trang _____.
(take photos)



- Ha _____.
(write a letter)



- Duong and Hung _____.
(play badminton)



- Phong _____.
(draw a picture)



3 Work in pairs. Look at the pictures. Ask and answer.

<p>Example:</p>  <p>A: your sister / make a cake? → Is your sister making a cake? B: Yes, she is.</p>	<p>1</p>  <p>A: your friend / swim? _____ B: _____</p>	<p>2</p>  <p>A: they / listen to music? _____ B: _____</p>
<p>3</p>  <p>A: Mi / play the piano? _____ B: _____</p>	<p>4</p>  <p>A: they / learn English? _____ B: _____</p>	<p>5</p>  <p>A: your friends / cycle to school? _____ B: _____</p>

Remember!

When something often happens or is fixed, we use the present simple.
When something is happening now, we use the present continuous.

4 Put the verbs in brackets in the present simple or present continuous.

1. My best friend (not walk) _____ to school every day. Sometimes she (cycle) _____.
2. Look! What _____ he (play) _____?
3. _____ your friends (study) _____ in the library every afternoon?
4. I (write) _____ an email to my friend now.
5. He (not do) _____ his homework now. He (read) _____.

5 **GAME** Charades

Take turns to mime different actions. Others guess what you are doing.

Example:

A: Are you dancing?

B: No, I'm not.

C: Are you looking for something?

B: Yes, I am.



COMMUNICATION

Everyday English

Asking about appearance and personality

- 1 Listen and read the dialogue between Linda and Mi. Pay attention to the highlighted questions. 

...

Linda: What does your best friend look like?

Mi: She's short with long black hair. She has bright brown eyes.

Linda: What's she like?

Mi: She's very kind and creative.

...

- 2 Work with a classmate. Ask him / her about his / her best friend. Remember to use the two questions highlighted in 1.

Date of birth and personality

- 3 Read about these students in 4Teen magazine. Use one or two adjectives to describe them.



Vinh (Viet Nam, birthday 7/12)

I live in Da Nang. At home, I can do my homework without my parents' help. At school, I like speaking English. I'm going to an English club now.



John (England, birthday 26/2)

I come from Cambridge. In my free time, I draw pictures and play the piano. I also help some old people near my house. I usually read to them at the weekend. Now I'm drawing in my garden.

- 4 We may have different personalities because we have different birthdays.

Read the descriptions below. Do you think they match the friends in 3?

21/3 - 19/4: confident, active
20/4 - 20/5: loving, hard-working
21/5 - 21/6: active, friendly
22/6 - 22/7: caring, clever
23/7 - 22/8: confident, creative
23/8 - 22/9: careful, hard-working
23/9 - 23/10: creative, friendly
24/10 - 21/11: careful, funny
22/11 - 21/12: clever, confident
22/12 - 19/1: careful, hard-working
20/1 - 18/2: friendly, clever
19/2 - 20/3: kind, creative

- 5 Read the descriptions in 4. Share your opinion with the class.

Example:

My birthday is ...

It's true that ...

It isn't true that ...

SKILLS 1

Reading

The SUPERB SUMMER CAMP

A perfect present for kids aged between 10 and 15

- Games, sports, Creativity and activities of all types
- Leadership
- Hands-on fun! Life skills
- Arts and music Field trips

WHERE?
Ba Vi Mountains 16-18 June

Call 84-3931-1111
Or visit us at www.superbsummercamp.com

ALL IN ENGLISH

1 Look at the advertisement above and answer the questions.

1. Who is the Superb Summer Camp for?
2. What can people do at this summer camp?

2 Read the text and write T (True) or F (False). Correct the false statements.

New message Friday 16th June

To: My parents <parents.nguyen@webmail.com>
Subject: My first day at the Superb Summer Camp

Hi Mum and Dad,

Here I am at the Superb Summer Camp. Mr Black asked us to write emails in English! Wow, everything here is in English!

I have some new friends: Jimmy, Phong, and Nhung. They're in the photo. Jimmy has blonde hair and blue eyes. He's clever and creative. He likes taking photos. Phong is the tall boy. He's sporty and plays basketball very well. Nhung has curly black hair. She's kind. She shared her lunch with me today.

We're having fun. Jimmy's taking photos of me. Phong's reading a comic book, and Nhung's playing the violin. I must go now.

Please write soon.

Love,

Nam



SEND

Example:

Nam is writing to his teacher. **F**
(his parents)

1. The children can speak Vietnamese at the camp. _____
2. Nam has four new friends. _____
3. Phong likes taking photos. _____
4. Nam thinks Nhung is kind. _____
5. Phong is tall and sporty. _____

Speaking

3 Work in groups. Read about the three students below. Is the Superb Summer Camp suitable for all of them? Why or Why not?

1. Mi is 12 years old. She likes drawing and writing stories. She's good at English. She's creative and friendly.
2. An is 16 years old. He doesn't know English. He's funny and kind.
3. Vy is 14 years old. She likes playing sports. Her English isn't very good. She's clever, but she isn't active.


4 Think about yourself. Do you want to go to this kind of camp? Why or Why not?

Example: I want to go to this camp because I can speak English there.

SKILLS 2


Listening

- 1** What are the students doing in each picture?



- 2** Listen to Mi and Minh talking about their best friends. Look at the picture below and say which one is Lan and which one is Chi. 



- 3** Listen to the talk again. Fill each blank with a word / number you hear. 

1. Mi and Lan are studying in class _____.
2. Lan has short _____ hair and a small _____.
3. Lan is active and _____.
4. Chi's hair is long and black, and her nose is _____.
5. Chi is _____ to Minh.

Writing

- 4** Work in pairs. Ask and answer about your best friend. Use these notes to help you.

1. What's his / her name?
2. What does he / she look like?
3. What's he / she like?
4. Why do you like him / her?

- 5** Write a diary entry of about 50 words about your best friend. Use the answers to the questions in 4.

Dear Diary,
My best friend is _____

I like _____ because

LOOKING BACK

Vocabulary

1 Choose the correct answer A, B, or C.

- Nick is very _____. He makes everyone laugh!
A. confident B. funny C. active
- My sister always does her homework before class. She's very _____.
A. hard-working
B. creative
C. careful
- Mi is _____. She helps me with my homework.
A. hard-working
B. friendly
C. kind
- He is a _____ person. He cares about everybody.
A. caring B. friendly C. clever
- My best friend is very _____. She likes doing activities.
A. creative B. clever C. active

2 Answer questions about your classmates.

- Who has long hair in your class?
- Who has a small nose?
- Who has a round face?
- Does the classmate next to you have long hair?
- Does the classmate next to you have big eyes?

Grammar

3 Put the verbs in brackets in the present continuous.

This is my class during break time. Some boys (1. run) _____ around the class. Mi and Mai (2. talk) _____. Nam and Phong (3. not talk) _____. They (4. draw) _____ something. My teacher is in the classroom too. She (5. not teach) _____. She's reading a book.



4 Put the verbs in brackets in the present simple or present continuous.

- A:** What _____ you (do) _____?
B: I (write) _____ an email to my friend.
- A:** Mai usually (cycle) _____ to school.
B: Really? I (not cycle) _____. I (walk) _____ every day.
- A:** Where is Phong? _____ he (do) _____ his homework?
B: No, he (read) _____ a book in the living room.

PROJECT

My class yearbook

How to make a class yearbook

1. Stick a photo / drawing of the friend sitting next to you on a large sheet of paper.
2. Interview your friend to find out about him / her (e.g. favourite subjects, favourite books, what he / she likes, etc.).
3. Write a short description of your friend. Describe his / her appearance and personality. Add some information you have from the interview.
4. Decorate the page. Show it to your class and talk about it.
5. Together make a class yearbook.



Now I can ...

- use the words for body parts, appearance and personality.
- pronounce the sounds /b/ and /p/ correctly.
- use the present continuous to talk about things happening now.
- ask about appearance and personality.
- read about friends and summer camps.
- talk about friends and summer camps.
- listen about best friends.
- write a diary entry about my best friend.

✓

✓✓

✓✓✓

REVIEW 1 (UNITS 1 - 2 - 3)



LANGUAGE

Pronunciation

1 Choose the word whose underlined part is pronounced differently.

- A. ears B. eyes C. lips
- A. cat B. father C. calm
- A. lights B. pencils C. lamps
- A. notebooks B. rulers C. rooms
- A. brother B. homework C. mother

2 Write the names of school things and furniture in the house which begin with /b/ and /p/.

/b/: book, _____

/p/: pen, _____

Vocabulary

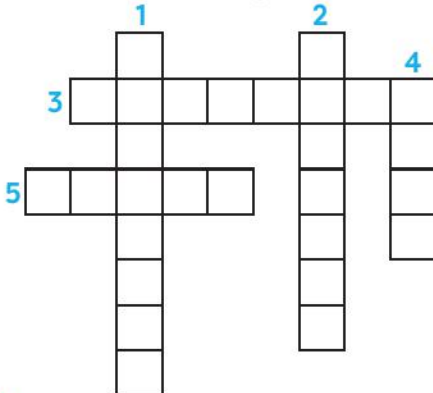
3 Complete the words.

- E _ l _ _
- h _ _ w _ _
- l _ _ h
- s _ _ r _ _
- b _ _ m _ _ n

Now write the words in the correct group.

play	do	have	study

4 Solve the crossword puzzle.



DOWN

- She likes to meet new people. She's _____.
- People cook meals in this room.
- You hear with them.


ACROSS

- He's good at drawing. He's very _____.
- It's a side of the face, below the eyes.

Grammar

5 Look at the picture of a classroom. Choose the best answer A, B, or C.

- There is a blackboard and a clock _____ the wall.
A. in B. on C. behind
- A vase of flowers is on the _____ desk.
A. teacher's B. teachers C. teacher'
- A boy and three girls are _____ the classroom.
A. in B. on C. in front of
- The window is _____ the big door.
A. behind B. next to C. under
- A girl _____ her book now.
A. reads B. reading C. is reading



6 Complete the sentences with the present simple or the present continuous form of the verbs in brackets.

- We can't go out now. It (rain) _____.
- What time _____ you (have) _____ breakfast every day?
- _____ she (study) _____ English now?
- No, she isn't.
- My dog (like) _____ my bed very much.
- My mother (not cook) _____ now. She (read) _____ a book.

SKILLS

Reading

1 Choose A, B, or C for each blank in the email below.

From: an@fastmail.com

To: nick@fastmail.com

Subject: My best friend

Hi Nick,

It's great to hear from you. I want to tell you about my best friend.

My grandma is my best friend. She is 68 years old. She (1) _____ with our family.

She was a maths teacher (2) _____ a secondary school. She likes (3) _____ up early and watering the flowers in our garden. She usually helps (4) _____ with my homework. In the evening, she tells me interesting stories. She also listens (5) _____ me when I'm sad. I love my grandma very much.

What about you? Who's your best friend?

Bye bye,

An

- | | | |
|-------------|------------|------------|
| 1. A. lives | B. works | C. goes |
| 2. A. for | B. on | C. at |
| 3. A. going | B. staying | C. getting |
| 4. A. I | B. me | C. my |
| 5. A. with | B. to | C. for |

2 Read the text and answer the questions.

MY SCHOOL

My new school is in a quiet place not far from the city centre. It has three buildings and a large yard. This year there are 26 classes with more than 1,000 students at my school. Most students are hard-working and kind. The school has about 40 teachers. They are all helpful and friendly. My school has different clubs: Dance, English, Arts, Football and Basketball. I like English, so I am in the English club. I love my school because it is a good school.


- Where is the writer's new school?
- What are the students like?
- What are the teachers like?
- How many clubs are there in the school?
- Why does the writer love the school?

Speaking

3 Interview two of your classmates about what they like and dislike about your school. Report their answers.

	What he / she likes + reasons	What he / she dislikes + reasons
Classmate A		
Classmate B		

Listening

4 An and Mi are talking on the phone. Listen and fill each blank with ONE word. 

- Everybody is at _____.
- Mi's mother is watering the _____ in the garden.
- Mi's father is in the _____ room.
- Her younger brother is _____ in her bedroom.
- Vi is watching _____.

Writing

5 Write an email of about 50 words to your friend. Tell him / her about a family member. Use these questions as cues.

- Who is the person?
- How old is he / she?
- What does he / she look like?
- What is he / she like?

Hi _____,

Thanks for your email. Now I'll tell you about my _____.

Write me soon and tell me about a member in your family.
Best,

Unit **4** MY NEIGHBOURHOOD

THIS UNIT INCLUDES:

Vocabulary

Places in a neighbourhood

Pronunciation

Sounds: /ɪ/ and /i:/

Grammar

Comparative adjectives: *smaller*, *more expensive*, ...

Skills

- Reading about a neighbourhood
- Talking about a neighbourhood
- Listening about a neighbourhood
- Writing a paragraph to describe a neighbourhood

Everyday English

Asking for and giving directions

GETTING STARTED

Lost in the old town!

1 Listen and read.

Phong: Wow! We're in Hoi An. I'm so excited.

Nick: Me too. It's so beautiful. Where shall we go first?

Khang: Let's go to Chua Cau.

Phong: Well, but Tan Ky House is nearer. Shall we go there first?

Nick & Khang: OK, sure.

Phong: First, cross the road, and then turn left.

Nick: Fine, let's go.

Phong: Wait.

Khang: What's up, Phong?

Phong: I think we're lost.

Nick: Look, there's a girl. Let's ask her.



Phong: Excuse me? Can you tell us the way to Tan Ky House?

Girl: Sure. Go straight. Take the second turning on the left, and then turn right.

Phong, Nick & Khang: Thank you.

2 Find in the conversation the sentences used to make suggestions.

Example: Let's go to Chua Cau.

Remember!

We can use *shall* we and *let's* to make suggestions.

3 Read the conversation again. Put the actions in order.

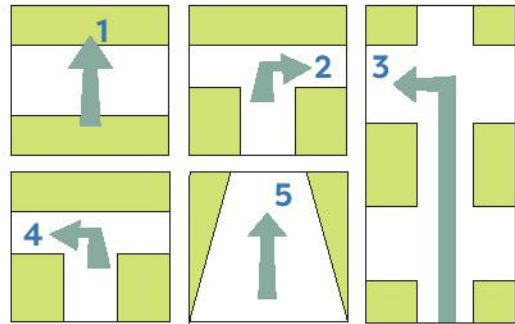
- a. The girl shows them the way to Tan Ky House.
- b. Nick, Khang and Phong arrive in Hoi An.
- c. Nick, Khang and Phong decide to go to Tan Ky House.
- d. Nick, Khang and Phong get lost.
- e. Phong asks a girl how to get to Tan Ky House.



4 Find and underline the following directions in the conversation.

- A. turn right
- B. cross the road
- C. turn left
- D. go straight
- E. take the second turning on the left

Now match these directions with the diagrams below.

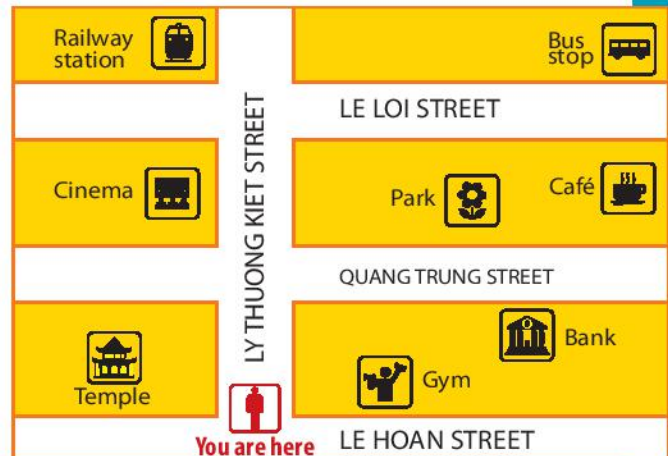


5 GAME Find places

Work in pairs. Give your partner directions to one of the places on the map, and he / she tries to guess. Then swap.


Example:

- A: Go straight. Take the second turning on the left. It's on your right.
- B: Is that the gym?
- A: No, try again.



A CLOSER LOOK 1

Vocabulary

- 1** Match the places below with the pictures. Then listen, check and repeat the words. 



a

1. square



b

2. art gallery



c

3. cathedral

4. temple



d

5. railway station



e

Name some other places in your neighbourhood.

- 2** Work in pairs. Ask and answer questions about where you live.

Example:

A: Is there a square in your neighbourhood?

B: Yes, there is. / No, there isn't.

- 3** Work in groups. Ask and answer about your neighbourhood. You can use the adjectives below.

noisy crowded peaceful
quiet modern beautiful
busy boring

Example:

A: Is your neighbourhood quiet?

B: Yes, it is. / No, it's noisy.

Pronunciation

/ɪ/ and /i:/

- 4** Listen and repeat the words. Pay attention to the sounds /ɪ/ and /i:/. 

noisy exciting expensive
clean peaceful convenient
cheap friendly

Now, in pairs put the words in the correct column.

/ɪ/	/i:/
noisy	convenient

- 5** Listen and practise the chant. Notice the sounds /ɪ/ and /i:/. 

MY NEIGHBOURHOOD

My city is very noisy.

There are lots of trees growing.

The people here are busy.

It's a lively place to live in.

My village is very pretty.

There are lots of places to see.

The people here are friendly.

It's a fantastic place to be.

A CLOSER LOOK 2

Grammar

Comparative adjectives

Remember!

We can use comparative adjectives to compare two people or things.

Examples:

- Tom is **taller than** Mary.



- A house in a city is normally **more expensive than** a house in the countryside.



- 1 Complete the following sentences with the comparative form of the adjectives in brackets. Number 1 is an example.

1. This building is **taller** than that building. (tall)



2. My neighbourhood is _____ than your neighbourhood. (noisy)



3. The square in Ha Noi is _____ than the square in Hoi An. (big)



4. Living in the countryside is _____ than living in a city. (peaceful)



5. Is living in a city _____ than living in the countryside? (exciting)



2 Use the correct form of the words in brackets to complete the letter.

Dear Nick,

How are you?

Ha Noi is beautiful but it's too busy for me. I'm having a great time at Cua Lo Beach now. The weather is (1. hot) **hotter** than that in Ha Noi. The houses and buildings are (2. small) _____ and (3. old) _____ than those in Ha Noi.

The streets are (4. wide) _____ with less traffic. The seafood here is (5. delicious) _____ and (6. cheap) _____ than the seafood in Ha Noi.

See you soon,

Vy

3 Look at the pictures of the two neighbourhoods: Binh Minh and Long Son. Compare two neighbourhoods. You can use the adjectives below.

noisy crowded quiet peaceful modern busy boring

Example: Binh Minh is noisier than Long Son.



Binh Minh



Long Son

4 Work in pairs. Ask and answer questions about Binh Minh and Long Son neighbourhoods using the pictures in 3.

Example:

A: Is Binh Minh noisier than Long Son?

B: Yes, it is.

A: Is Long Son more modern than Binh Minh?

B: No, it isn't.



COMMUNICATION

Everyday English

Asking for and giving directions

1 Listen and read the conversations.



A: Excuse me. Could you tell me the way to the cinema, please?

B: Go along this street. It's on your left.

A: Excuse me. Where's the nearest post office, please?

B: Go out of the station. Take the first turning on the right.

2 Work in pairs. Make similar conversations to ask for and give directions to places near your school.

An audio guide to a place

3 Nick is listening to an audio guide to Hoi An. Listen and fill the blanks.



CITY TOURS!

Let's start our tour in Hoi An. We are in Tran Phu Street now. First, go to Ong Pagoda. To get there, go (1) _____ along the street for five minutes. It's on your left. Next, go to the Museum of Sa Huynh Culture. Take the (2) _____ turning on your left. Turn (3) _____ and it's on your right. Finally, go to Hoa Nhap Workshop to buy some presents. Turn left and then right. It's (4) _____ Tan Ky House.

4 Look at the map below and create an audio guide for District 1 of Ho Chi Minh City.

Remember to:

- give directions to at least three different places;
- use *first, then, after that* and *finally* to link your directions.

Let's start our tour in Ho Chi Minh City. We are in Hai Ba Trung Street now. First, go to _____



5 Now present your audio guide to your class.

SKILLS 1

Reading

- 1** Read Khang's blog. Look at the words in the box, then find them in the text and underline them. What do they mean?

suburbs dislike outdoor

The screenshot shows a browser window with the URL 'http://www.myblog.com.vn/Khang'. Below the address bar is a star icon and a menu icon. The main heading is 'KHANG'S BLOG'. There are two photos: one of a city at night with lights reflecting on water, and another of a beach with a blue sky and buildings in the background.

Friday, December 23rd ...

MY NEIGHBOURHOOD

I live in the suburbs of Da Nang City. There are many things I like about my neighbourhood.

It's great for outdoor activities because it has beautiful parks, sandy beaches and fine weather. There's almost everything I need here: shops, restaurants, and markets. The people here are friendlier, and the food is better than in other places.

However, there are two things I dislike about it: there are many modern buildings and offices; and the streets are busy and crowded.

Posted by Khang at 4:55 PM

- 2** Read Khang's blog again and fill the table with the information.

LIKES	DISLIKES
beautiful parks	_____
_____	_____
_____	_____
_____	_____

- 3** Read Khang's blog again. Then answer the questions.

- Where is Khang's neighbourhood?
- Why is his neighbourhood great for outdoor activities?
- What are the people in his neighbourhood like?
- How are the streets in his neighbourhood?

Speaking

- 4** Make notes about your neighbourhood. Think about what you like / dislike about it.

LIKES	DISLIKES
• _____	• _____
• _____	• _____

- 5** Work in pairs. Ask and answer about what you like and dislike about your neighbourhood.

Example:

A: Where do you live?

B: I live in the suburbs of Da Nang City.

A: What do you like about it?

B: The weather is fine. The people are friendly and the food is good.

A: What do you dislike about it?

B: The streets are busy and crowded.



SKILLS 2

Listening

- 1** Listen to the conversation between Khang and Vy and tick (✓) T (True) or F (False).

	T	F
1. Vy lives in the centre of Ho Chi Minh City.		
2. There is a big market near her house.		
3. The streets are narrow.		
4. The schools are faraway.		
5. There are some factories near her neighbourhood.		

- 2** Listen to the conversation again and fill the blanks.

What Vy likes

- many shops, restaurants, and (1) _____ in her neighbourhood
- (2) _____ streets
- helpful and (3) _____ people

What Vy dislikes

- too (4) _____ school
- dirty air
- noisy and (5) _____ streets



Writing

- 3** Tick (✓) what you like or dislike about a neighbourhood.

	Likes	Dislikes
1. sandy beaches	✓	
2. heavy traffic		
3. many modern buildings and offices		
4. peaceful streets		
5. good restaurants and cafés		
6. sunny weather		
7. helpful and friendly people		
8. many shops and markets		

- 4** Write a paragraph of about 50 words about your neighbourhood saying what you like and dislike about it. Use Khang's blog as a model.

I live in _____. There are many / some things I like about my neighbourhood.

However, there are some / many / one thing(s) I dislike about it.

LOOKING BACK

Vocabulary

1 Write the name for each picture.



1. _____



2. _____



3. _____



4. _____



5. _____

Grammar

2 Put the following adjectives in the correct column.

- | | | |
|-------|-------|-----------|
| fast | noisy | expensive |
| heavy | large | beautiful |
| hot | quiet | exciting |

One syllable	Two syllables	Three or more syllables

3 Now write their comparative forms in the table below.

Adjectives	Comparative form
fast	faster
beautiful	_____
noisy	_____
expensive	_____
hot	_____
exciting	_____
quiet	_____
heavy	_____
large	_____

4 Complete the sentences comparing the pictures. Use the comparative forms of the adjectives below.

- | | |
|-----------|----------|
| expensive | modern |
| noisy | peaceful |



1. This street is _____ than that one.



2. A city house is _____ than a country house.



3. Things at a corner shop are _____ than things at a village market.



4. Life in the countryside is _____ than life in the city.



PROJECT

MY MAP

1 Draw a map of a neighbourhood. Write names of at least five places on your map.

2 Work in pairs. Take turns to ask for and give directions to the places on the map.



Now I can ...

- use the words to name places in a neighbourhood.
- pronounce the sounds /ɪ/ and /i:/ correctly.
- compare two people or things using comparative adjectives.
- ask for and give directions.
- read about a neighbourhood.
- talk about a neighbourhood.
- listen about a neighbourhood.
- write a paragraph to describe a neighbourhood.

✓

✓✓

✓✓✓

Unit **5** NATURAL WONDERS OF VIET NAM

THIS UNIT INCLUDES:

Vocabulary

- Things in nature
- Travel items

Pronunciation

Sounds: /t/ and /d/

Grammar

- Countable and uncountable nouns
- Modal verb: *must* / *mustn't*

Skills

- Reading about natural wonders
- Talking about famous places, and what you must / mustn't do there
- Listening about a natural wonder
- Writing a paragraph about a natural wonder

Everyday English

Making and accepting appointments

GETTING STARTED

Geography Club

1 Listen and read.

Alice: Hello, welcome to our Geography Club.
(Knock at door)

Alice: Come in, Elena. We're just starting now.
But remember you must always be on time.

Elena: Sure. Sorry.

Alice: Today I'm going to talk about some
natural wonders of Viet Nam.

Nick: Great! What's that in the first picture?

Alice: It's Ganh Da Dia in Phu Yen.

Elena: Wow. It looks amazing!

Nick: Is picture 2 Ha Long Bay?

Alice: Right. What do you know about it?

Nick: It has many islands.

Alice: Yeah! The scenery is wonderful.
This picture shows Tuan Chau,
a large island.

Tommy: How about picture 3?

...




2 Complete the following sentences with the words from the box.

scenery natural wonders
amazing islands

1. People didn't make Ganh Da Dia. They are _____ rocks.
2. Ha Long Bay has thousands of big and small _____.
3. Ha Long Bay is charming and the _____ is wonderful.
4. Ganh Da Dia has _____ rock columns of different shapes and sizes.
5. There are many natural and man-made _____ in Viet Nam.

3 Listen and repeat the words, then label the pictures.

- | | | |
|-------------|-----------|--------------|
| 1. mountain | 2. river | 3. waterfall |
| 4. forest | 5. cave | 6. desert |
| 7. beach | 8. island | |




a. _____




b. _____



c. _____



d. _____



e. _____



f. _____



g. _____



h. _____

4 QUIZ

Work in groups. Choose the correct answer to each of the questions.

1. Which is an island in Viet Nam?
A. Con Dao B. Son Doong
2. Where is Mount Fansipan?
A. In Lao Cai B. In Quang Binh
3. Which of the following is a national park?
A. Thong Nhat Park
B. Cat Tien Park
4. Which of the following wonders is a cave?
A. Cuc Phuong B. Phong Nha
5. Which waterfall is in Cao Bang?
A. Giang Dien Waterfall
B. Ban Gioc Waterfall





A CLOSER LOOK 1

Vocabulary

1 Write a word under each picture. Practise saying the words.

plaster sleeping bag backpack compass suncream scissors



1. _____



2. _____



3. _____



4. _____



5. _____



6. _____

2 Complete the following sentences. Use the words in 1.

1. We're lost. Please give me the _____.
2. It's so sunny today. I need to put on some _____.
3. A _____ is very useful when you go camping overnight.
4. I've finished packing. All my things are in my _____.
5. My foot hurts. I need to put a _____ on my foot.

3 Now put the items in order of usefulness. Number 1 is the most useful, number 6 is the least useful on holiday.

plaster compass sleeping bag
scissors backpack suncream

1. _____
2. _____
3. _____
4. _____
5. _____
6. _____

Pronunciation

/t/ and /d/

4 Listen and repeat the words.

/t/	/d/
mountain	wonder
waterfall	island
desert	guide
plaster	holiday

5 Listen and repeat. Pay attention to the bold-typed parts of the words.

- Where's my hat?
– Oh, it's on your head**.**
- Where **do** they stay on their holiday**?**
- I need**d** some meat**t** for my cat**.**
- The Sahara is a very hot **desert.**
- I want**t** to explore the island**d** by boat**.**

A CLOSER LOOK 2

Grammar

Countable and uncountable nouns

- Countable nouns are for the people and things we can count using numbers. Countable nouns can be singular: *a rock, an island ...*, or plural: *rocks, islands ...*
- Uncountable nouns are for the things that we cannot count with numbers. They usually do not have a plural form: *cream, chocolate ...*

1 Is the underlined noun countable or uncountable? Write C (countable) or U (uncountable).

- The children are very tired after a day of fun. _____
- Be careful! The water is deep. _____
- My mother uses real butter in the cakes she bakes. _____
- Remember to bring the necessary travel items. _____
- How about meeting in the canteen for some tea? _____
– Sure. What time?

Remember!

- We use *some, many, a few* with countable nouns.
- We use *some, much, a little* with uncountable nouns.

2 Choose the correct option for each sentence.

- I have _____ questions to ask you.
A. a few B. a little
- Australia is very nice. It has _____ natural wonders.
A. much B. many
- This is a difficult lesson, so only _____ students can understand it.
A. a few B. many
- It is a very dry area. There isn't _____ rain in summer.
A. a little B. much
- We've got very _____ time before our train leaves. We must hurry up!
A. little B. much

3 Fill each blank with a, any, some, much or many.

- How _____ books are there in your bag?
- There isn't _____ milk in the fridge. It's empty.
- How _____ sugar do you need for your tea, Mum?
- We need to buy _____ new furniture for the house.
- There is _____ big cave in this area.

Modal verb: *must* / *mustn't*



Remember!

We use **must** to say that something is very necessary or very important.

We use **mustn't** to say that doing something is not allowed.


I / you	must
he / she / it	
you / we / they	
I / you	mustn't
he / she / it	
you / we / they	

4 Fill each blank with *must* or *mustn't*.

- You _____ leave the hotel room before 12 o'clock.
- You _____ make lots of noise in the museum.
- My mum says you _____ always tell the truth.
- You know you _____ go to bed with your shoes on.
- I want to speak English better. I _____ practise more.

5 Read the classroom rules below. Write some more rules for you and your classmates.

- We must arrive on time.
- We mustn't pick flowers in the school garden.
- We must _____.
- We mustn't _____.
- _____.



SKILLS 1

Reading

1 Before you read, look at the pictures below. Make predictions about the reading. Then read and check your ideas.

1. What is the reading about?
2. What do you know about these places?



Ha Long Bay is in Quang Ninh. It has many islands and caves. Tuan Chau, with its beautiful beaches, is a popular tourist attraction in Ha Long Bay. There you can enjoy great seafood. And you can join in exciting activities. Ha Long Bay is Viet Nam's best natural wonder.

Mui Ne is popular for its amazing landscapes. The sand has different colours: white, yellow, red ... It's like a desert here. You can ride a bike down the slopes. You can also fly kites, or have a picnic by the beach. The best time to visit the Mui Ne Sand Dunes is early morning or late afternoon. Remember to wear sunscreen and bring water.

2 Complete the sentences, using the words from the box.

desert wonder
visit islands remember

1. Ha Long Bay is famous for its beautiful _____.
2. Ha Long Bay is the number one natural _____ in Viet Nam.

3. A _____ is a large area of land with very little water.
4. _____ to bring an umbrella, as it often rains there.
5. A lot of people _____ Ly Son Island in the summer.

3 Read the text again. Answer the following questions.

1. Where is Ha Long Bay?
2. What can you do at Ha Long Bay?
3. Is there a desert in Mui Ne?
4. Where can you have a picnic in Mui Ne?
5. What is the best time to visit the Mui Ne Sand Dunes?

Speaking

4 Work in pairs. Make notes about one of the places in the reading. You can add your own ideas.

Ha Long Bay	Mui Ne
- interesting islands _____	- a beautiful place _____

Then tell your partner about the place.

Example:

Ha Long Bay has a lot of interesting islands. It ...

5 Some foreign visitors are visiting your city / town / area. You are their tour guide. Tell them some interesting things about the place as well as what they must and mustn't do there.

Example:

- You must follow all the rules.
- You mustn't take photos when you are in the City Museum.

SKILLS 2

Listening

- 1** Work in groups. Discuss the question.

What do you know about Phu Quoc Island?



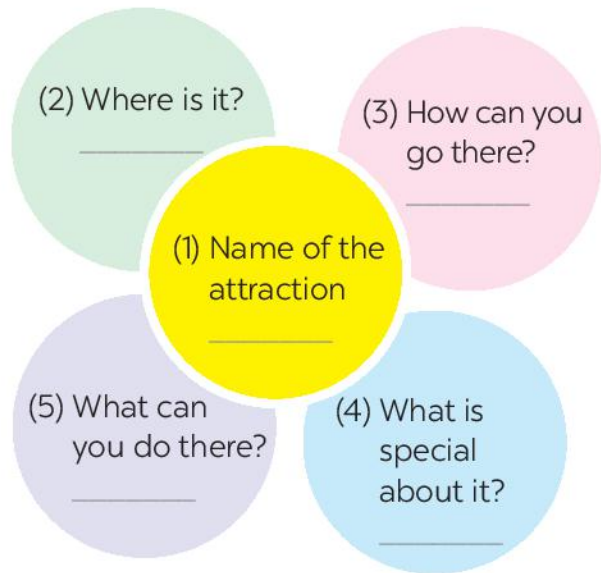
Listen to the talk and check your answers. 

- 2** Listen again and tick (✓) T (True) or F (False). 

	T	F
1. Phu Quoc is a very beautiful island in Viet Nam.		
2. There are no green forests in Phu Quoc.		
3. Tourists can visit fishing villages and national parks there.		
4. You cannot play water sports in Phu Quoc.		
5. People sell interesting things at the markets.		

Writing

- 3** Fill each blank in the network with the information about a travel attraction you know.



- 4** Use the notes in 3 to write a paragraph of about 50 words.

You can begin your paragraph with:

I am writing about _____

It is in _____





LOOKING BACK

Vocabulary

1 Write the name for each picture.



1. _____



2. _____



3. _____



4. _____



5. _____



6. _____

2 Match the name of a natural wonder in column A with a word indicating it in column B. 1 is an example.

A
1. Fansipan
2. Ban Gioc
3. Ha Long
4. Cuc Phuong
5. The Sahara
6. Con Dao

B
a. bay
b. island
c. waterfall
d. mount
e. forest
f. desert

3 Write the words.



1. _____



2. _____



3. _____



4. _____



5. _____

Grammar

4 Find the mistake in each sentence and correct it.

Example:

There is some wonderful camping sites in our area.

is → **are**

- How many candles is on that birthday cake?

- There are so much snow on the road.

- Michael can play different musical instrument.

- There are not much milk left in the fridge.

- Don't take too much luggages on your trip.

5 Complete the dialogue, using **must** or **mustn't**.

- A:** It's dangerous to go hiking there. You (1) _____ tell someone where you are going.
- B:** Yes. And I (2) _____ take a warm coat. It's very cold there.
- A:** Right. But you (3) _____ bring any heavy or unnecessary things with you.
- B:** OK, and I (4) _____ take a mobile phone. It's very important.
- A:** And you (5) _____ forget to bring a compass.



PROJECT

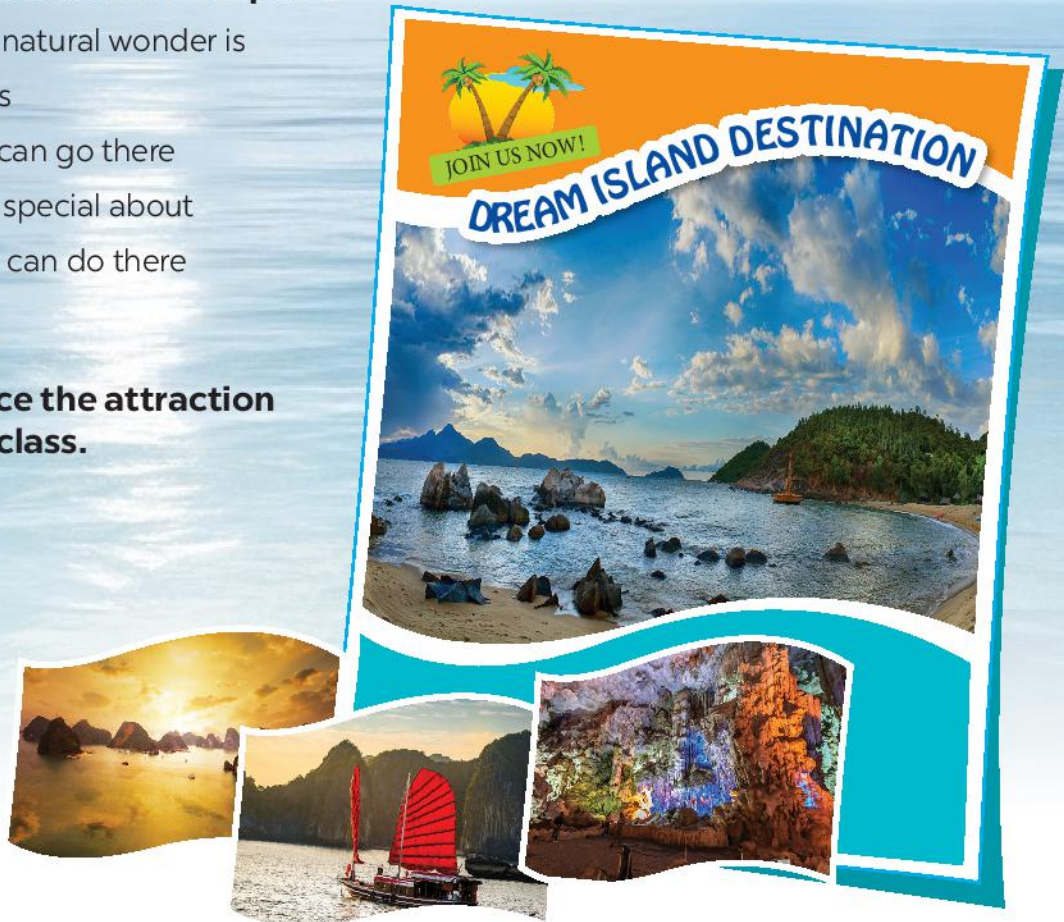
DREAM DESTINATION

1 In groups, make a poster about a natural wonder you would like to visit. In the poster, draw / print a picture of the place. Then give some information about the place:

- what the natural wonder is
- where it is
- how you can go there
- what it is special about
- what you can do there

...

2 Introduce the attraction to your class.



Now I can ...	✓	✓✓	✓✓✓
<ul style="list-style-type: none"> • use the words related to things in nature and travel items. • pronounce the sounds /t/ and /d/ correctly. • use countable and uncountable nouns. • use the modal verb <i>must</i> / <i>mustn't</i>. • make and accept appointments. • read about natural wonders. • talk about famous places, and what you must / mustn't do there. • listen about a natural wonder. • write a paragraph about a natural wonder. 			

Unit **6** OUR TET HOLIDAY



THIS UNIT INCLUDES:

Vocabulary

Things and activities at Tet

Pronunciation

Sounds: /s/ and /ʃ/

Grammar

- *Should / shouldn't* for advice
- *Some / any* for amount

Skills

- Reading about New Year's practices
- Talking about what children should / shouldn't do at Tet
- Listening about preparations for Tet
- Writing an email about what children should / shouldn't do at Tet

Everyday English

Saying New Year's wishes

GETTING STARTED

Happy New Year!

1 Listen and read.

Linda: Phong, does Viet Nam celebrate New Years?

Phong: Yes, we do. We have Tet.

Linda: When is Tet?

Phong: At different times. This year, it's in January.

Linda: What do you do at Tet?

Phong: We clean our homes and decorate them with flowers.

Linda: Is Tet a time for family gatherings?

Phong: Yes. It's a happy time for everybody.

Linda: Great.

Phong: Yes, and another good thing about Tet is that children get lucky money.

Linda: That sounds interesting. Is there anything special people should do?

Phong: We should say "Happy New Year" when we meet people, and we shouldn't break anything.



2 What are Linda and Phong talking about?

- A. New Years in the world
- B. Tet in Viet Nam
- C. What to eat and wear during Tet

3 Complete the sentences about Tet with the information from the conversation in 1.

1. This year Tet is in _____.

2. We decorate our _____.

3. Tet is a time for family _____.

4. Children get _____.

5. People shouldn't _____ anything.

4 Match the words / phrases in the box with the pictures.

- a. lucky money
- b. peach flowers
- c. *banh chung* and *banh tet*
- d. family gathering



5 **GAME** Is it about Tet?

Write two things or activities and share them with the class. The class listen and decide whether they are about or not about Tet.

Example:

Student: *banh chung*

Class: It's about Tet.

Student: flying a kite

Class: It's not about Tet.



A CLOSER LOOK 1

Vocabulary

1 Write the words / phrases in the box under the pictures.

wish fireworks furniture
fun special food



1. _____



2. _____



3. _____



4. _____



5. _____

2 Match the verbs with the nouns.

Verbs

1. have
2. visit
3. give
4. make
5. clean
6. watch

Nouns

- a. a wish
- b. fireworks
- c. the furniture
- d. lucky money
- e. relatives
- f. fun

3 Complete the sentences with the words in the box.

shopping clean peach
celebrate food

1. In Viet Nam, we _____ Tet in January or February.
2. At Tet, we decorate our houses with _____ flowers.
3. Children should help their parents to _____ their houses.
4. People do a lot of _____ before Tet.
5. My mother usually cooks special _____ during Tet.

Pronunciation

/s/ and /ʃ/

4 Listen and repeat the words. 

shopping special rice
spring wish celebrate

5 Listen and repeat the poem. Pay attention to the sounds /s/ and /ʃ/ in the underlined words. 

Spring is coming!
Tet is coming!
She sells peach flowers.
Her cheeks shine.
Her eyes smile.
Her smile is shy.
She sells peach flowers.



A CLOSER LOOK 2

Grammar

Should / shouldn't for advice



1 Look at the signs at the library and complete the sentences with *should* or *shouldn't*.

1. You _____ keep quiet.



2. You _____ eat or drink.



3. You _____ knock before you enter.



4. You _____ run.



Remember!

We use *should* for things that are good to do.

We use *shouldn't* for things that are not good to do.

2 Tick (✓) the activities children should do at Tet and cross (✗) the ones they shouldn't.



1. behave well



2. eat lots of sweets



3. plant trees



4. break things



5. go out with friends



6. make a wish



7. fight



8. help with housework

3 Work in pairs. Look at the activities in 2. Take turns to say what you think children should / shouldn't do.

Example:

- Children should behave well.
- Children shouldn't eat lots of sweets.

Some / any for amount



Remember!

Some

(+) My mother bought **some fruits**.

(+) I need **some milk** for the cake.

any

(-) I can't answer **any questions**.

(?) Do you have **any sugar**?

4 Complete the sentences with *some* or *any*.

- What do you need to decorate your room?
- I need _____ colour paper and _____ pictures.
- Do you have _____ free time for sports?
- Yes, I do.
- Are there _____ interesting activities here during Tet?
- Yes, there are _____ traditional games like human chess, running and cooking.



5 Work in pairs. Look at the fridge. Make sentences with the words / phrases provided, using *some* or *any*.

Examples:

ice cream

→ There is not any ice cream.

cucumbers

→ There are some cucumbers.

- eggs → _____
- fruit juice → _____
- apples → _____
- bread → _____
- bananas → _____
- cheese → _____



COMMUNICATION

Everyday English

Saying New Year's wishes

1 Listen and read the New Year's wish. 



2 Practise saying New Year's wishes to your friends, using the suggestions below or creating your own.

- happy days from January to December
- a year full of fun
- happiness and cheers
- a life full of happy moments
- success in your studies

New Year practices in the world

3 QUIZ

Match the sentences with the pictures. Then match them with the countries.

1. They go to Times Square to watch the New Year's Eve Ball drop.
2. They bathe in an ice hole.
3. They eat mochi rice cakes.
4. They throw water on other people.



Thailand Japan The USA Russia

4 Read how people in different countries celebrate their New Year. Then match the countries with the activities.

In Japan, temples ring their bells 108 times at midnight on December 31. By doing so, people believe the bad things of the past year will leave.

In Spain, people try to put 12 grapes in their mouth at midnight for good luck.

In Switzerland, they drop ice cream on the floor to celebrate the New Year.

In Romania, they throw coins into a river for good luck.

In Thailand, they throw water on other people to wash away bad luck.

Countries	Activities
1. Japan	a. put 12 grapes in the mouth
2. Spain	b. ring bells 108 times
3. Switzerland	c. throw coins into a river
4. Romania	d. throw water on other people
5. Thailand	e. drop ice cream on the floor

5 Work in groups. Each student chooses one activity from 4. Take turns to say them aloud. The group says which country he / she is talking about.

Example:

- They throw water on other people.
- It's in Thailand.

SKILLS 1

Reading

1 Read the passages and decide who says sentences 1 – 5.

A



Russ - the USA

I often go to Times Square with my parents to welcome the New Year. When the clock strikes midnight, colourful fireworks light up the sky. Everybody cheers and sings.

B



Wu - China

On New Year's Day, we dress beautifully and go to our grandparents' houses. We wish them Happy New Year and they give us lucky money. Then we go out and have a day full of fun.

C



Mai - Viet Nam

I learn some customs about Tet from my parents. People give rice to wish for enough food and buy salt to wish for good luck. Dogs are lucky animals but cats are not. A cat's cry sounds like "poor" in Vietnamese.

A. Russ

B. Wu

C. Mai

Statements	Who
1. Dogs are lucky animals.	C
2. We welcome the New Year at Times Square.	
3. Children get lucky money.	
4. We give rice to wish for enough food.	
5. Children dress beautifully.	

2 Test your memory!

Tick (✓) the things which appear in the passages, and cross (×) the ones which don't.

a. lucky money

b. a day full of fun

c. a cat's cry

d. decorating the house

e. fireworks

f. saying wishes

g. cheering and singing

h. visiting relatives

Speaking

3 Work in groups. These are some activities from the reading passages in 1. Tell your group if you do them during Tet.

Example:

go to Times Square to welcome the New Year

→ I don't go to Times Square to welcome the New Year.

1. watch fireworks on New Year's Eve
2. sing when the New Year comes
3. get lucky money
4. go out and have fun
5. dress beautifully
6. buy salt for happiness

4 Work in groups. Read the list and discuss what you should or shouldn't do at Tet.



- break things
- make a wish
- dress beautifully
- say "Have fun!" to friends
- help decorate our houses
- play games all night
- invite friends home
- ask for lucky money
- play loud music

Example:

- A:** We should dress beautifully at Tet.
B: I agree. Should we ask for lucky money?
C: No, we shouldn't.

SKILLS 2

Listening

1 Nguyen is writing to his penfriend Tom about how his family prepares for Tet. Listen and tick (✓) the things you hear.

- 1. old things
- 2. peach flowers
- 3. new clothes
- 4. cakes
- 5. wishes
- 6. good luck

2 Listen again and answer the questions in one or two words.

- 1. What do they throw away before Tet?

- 2. What do they clean and decorate?

- 3. What colour are the envelopes?

- 4. Who cooks *bánh chưng*?

- 5. What shouldn't they break?

Writing

3 Work in groups. Discuss and make a list of four things that you think children should and shouldn't do at Tet.

Children should
 1. _____
 2. _____

Children shouldn't
 3. _____
 4. _____

4 Complete the email, using your ideas in 3.

New message - ↗ ✕

To: tom@webmail.com

Subject: Tet in Viet Nam

Dear Tom,

Tet is coming. I will tell you more about our Tet.

At Tet, we should _____.

We should _____, too.

But we shouldn't _____.

We shouldn't _____, either.

Please write and tell me about your New Year celebration.

Yours,
 Nguyen

LOOKING BACK

Vocabulary

- 1** Match the verbs on the left with the nouns on the right.

1. give

2. cook

3. plant

4. make

5. watch

6. break

a. a wish

b. fireworks

c. special food

d. lucky money

e. trees

f. things

- 2** Complete the sentences with the words / phrases in the box.

gathering lucky money
cleaning *banh chung* peach

- At Tet, my mother puts _____ into red envelopes.
- What are you doing?
- I'm _____ my bedroom.
- _____ is special for Tet.
- We have _____ flowers only at Tet.
- When everybody is at home together, we call it a family _____.

Grammar

- 3** Write full sentences using the cues given, and *should* or *shouldn't*.

1. ask for permission before entering a room

He / She _____.

2. run about the house

He / She _____.

3. take things from a shelf

He / She _____.

4. make a lot of noise

He / She _____.

5. ask for some water if he / she feels thirsty

He / She _____.

- 4** Read the passage and fill the blanks with *some* or *any*.

My room is ready for Tet. By the window are (1) _____ balloons. There is a picture I made from (2) _____ old magazines. It's colourful, but I didn't use (3) _____ paint or colour pencils. I love flowers, but I don't have (4) _____ yet. Oh, look at this new plant. It needs (5) _____ water, but it doesn't need (6) _____ sunlight. It can live in a room.

PROJECT

1. Each student gets a small piece of paper and writes his / her wishes on it.
2. He / She hangs it on a tree.
3. Other students take turns to come up, get a piece of paper and read aloud the wish.
4. The class guess whose wish it is.

I wish



Now I can ...

- use the words related to things and activities at Tet.
- pronounce the sounds /s/ and /ʃ/ correctly.
- use *should* / *shouldn't* for advice.
- use *some* / *any* for amount.
- say New Year's wishes.
- read about New Year's practices.
- talk about what children should / shouldn't do at Tet.
- listen about preparations for Tet.
- write an email about what children should / shouldn't do at Tet.

✓

✓✓

✓✓✓

REVIEW 2 (UNITS 4 - 5 - 6)

LANGUAGE

Pronunciation

1 Listen and circle the word with the different underlined sound. (44)

- A. seat B. wonders C. desert
- A. cheap B. teach C. bread
- A. sugar B. some C. sure
- A. excuse B. between C. cathedral
- A. modern B. crowded C. celebrate

Vocabulary

2 Write the words in the box (a - h) next to their opposites (1 - 8).

a. short	b. noisy	c. low
d. small	e. boring	f. hot
g. sad	h. cheap	

- big _____
- happy _____
- cold _____
- quiet _____
- long _____
- expensive _____
- high _____
- interesting _____

3 Choose the correct word / phrase for each definition.

- A place where a large amount of water falls from a high place. **waterfall / lake**
- A thing which helps you to find directions. **backpack / compass**
- A building where people go and see valuable art or old things. **theatre / museum**
- To tell someone you want them to be happy or successful. **wish / hope**
- Children receive it in red envelopes at Tet. **lucky money / new clothes**

Grammar

4 Complete the sentences with the correct answer A, B, or C.

- _____ long rivers of the world begin from the Himalayas.
A. Any B. Some C. A

- Sue's drawings are more colourful _____ her teacher's.
A. most B. as C. than
- You _____ buy a ticket to enter the zoo. It's not free.
A. mustn't B. don't C. must
- Do you know _____ English songs for children?
A. any B. a few C. some
- The USA has _____ natural wonders.
A. many B. much C. a little

5 Complete the sentences with **should** or **shouldn't**.

- When you get help from somebody, you _____ say "Thank you!"
- You _____ ask people for lucky money. It's not good behaviour.
- You _____ make noise when you are eating.
- Before you visit a natural wonder, you _____ learn about it.
- What _____ I do if I get lost?

SKILLS

Reading

1 Read the passage and match the headings (A, B, C) with the paragraphs.

A. Family B. Nature C. Culture



1. _____

There are many parks in this country. You can visit them, and enjoy beautiful plants and flowers, or do outdoor activities: cycling or boating. You can also go to the zoo to see animals in real life.

2. _____

Go to places like Chinatown and Little India to learn about the people and cultures of China and India. There you can see how they live, try their food, and buy souvenirs. There are festivals too. They attract a lot of visitors.

3. _____

Families looking for exciting activities for both children and adults should go to Sentosa. There are so many things for you to see and to do there, so you will never get bored.

2 Read the passage again and choose the correct answer A, B, or C.

1. You can find beautiful plants and flowers in _____.
A. a park B. Chinatown C. Sentosa
2. You can see different kinds of animals in real life in a _____.
A. zoo B. park C. town
3. You can _____ in places like Chinatown.
A. watch animals
B. watch festivals
C. do outdoor activities
4. _____ has interesting activities for both children and parents.
A. Little India
B. The zoo
C. Sentosa

Speaking

- 3** Work in pairs. Read the passage 'Visit Singapore' again and make a list of the places. Take turns to ask and find out which place your partner wants to visit and why.

Example:

A: Which place do you want to visit?

B: The zoo.

A: Why do you want to visit it?

B: I want to see the animals.

Listening

- 4** Mai's family is talking to a travel agent about their trip to Singapore. Listen and tick (✓) T (True) or F (False).

	T	F
1. Mai's visit to Singapore is four days.		
2. They won't go to the National Park.		
3. The visit to Sentosa takes a full day.		
4. The Sea Aquarium is a zoo for fish.		
5. The Light and Sound Show is in the afternoon.		

Writing

- 5** Complete this paragraph to describe the place you live.

I live in (1) _____. Life is very (2) _____ here. There is / are (3) _____ (places) in my neighbourhood.

At weekends, my friends and I often go to (4) _____ where we can (5) _____ (activities). That's our favourite place.



GLOSSARY

Abbreviations

adj adjective	pre preposition
adv adverb	v verb
n noun	

Unit 1

activity (n)	/æk'tɪvəti/	hoạt động
art (n)	/ɑ:t/	nghệ thuật
boarding school (n)	/'bɔ:diŋ sku:l/	trường nội trú
calculator (n)	/'kælkjuleɪtə/	máy tính
classmate (n)	/'kla:smet/	bạn cùng lớp
compass (n)	/'kʌmpəs/	com-pa
favourite (adj)	/'feɪvərɪt/	được yêu thích
help (n, v)	/help/	sự giúp đỡ, giúp đỡ
international (adj)	/'ɪntə'næʃnəl/	quốc tế
interview (n, v)	/'ɪntəvju:z/	cuộc phỏng vấn, phỏng vấn
knock (v)	/nɒk/	gõ (cửa)
remember (v)	/'rɪ'membə/	nhớ, ghi nhớ
share (v)	/'ʃeə/	chia sẻ
smart (adj)	/'smɑ:t/	bảnh bao, gọn gàng
swimming pool (n)	/'swɪmɪŋ pu:l/	bể bơi

Unit 2

between (pre)	/bi'twi:n/	ở giữa
chest of drawers	/'tʃest əv 'drɔ:z/	tủ có ngăn kéo
cooker (n)	/'kʊkə/	bếp
country house (n)	/'kʌntri 'haʊs/	nhà ở vùng quê
crazy (adj)	/'kreɪzi/	kì lạ, lạ thường
cupboard (n)	/'kʌbəd/	tủ đựng bát đĩa / quần áo
department store (n)	/'dɪ'pɑ:tmənt stɔ:z/	cửa hàng bán hoá
dishwasher (n)	/'dɪʃwɒʃə/	máy rửa bát
flat (n)	/'flæt/	căn hộ

furniture (n)	/'fɜ:nɪtʃə/	đồ đạc trong nhà
hall (n)	/hɔ:l/	sảnh
in front of (pre)	/'ɪn frʌnt əv/	ở đằng trước, phía trước
next to (pre)	/'nekst tə/	bên cạnh
shelf (n)	/'ʃelf/	kệ, giá
sink (n)	/'sɪŋk/	bồn rửa bát
strange (adj)	/'streɪndʒ/	kì lạ
town house (n)	/'taʊn haʊs/	nhà phố
wardrobe (n)	/'wɔ:drəʊb/	tủ đựng quần áo

Unit 3

active (adj)	/'æktɪv/	hăng hái, năng động
appearance (n)	/'ə'piərəns/	bề ngoài, ngoại hình
careful (adj)	/'keəfl/	cẩn thận
caring (adj)	/'keəriŋ/	chu đáo, biết quan tâm
cheek (n)	/'tʃi:k/	má
clever (adj)	/'klevə/	lanh lợi, thông minh
confident (adj)	/'kɒnfɪdənt/	tự tin
creative (adj)	/'kri'eɪtɪv/	sáng tạo
friendly (adj)	/'frendli/	thân thiện
funny (adj)	/'fʌni/	ngộ nghĩnh, khôi hài
hard-working (adj)	/'hɑ:d 'wɜ:kɪŋ/	chăm chỉ
kind (adj)	/'kaɪnd/	tốt bụng
loving (adj)	/'lʌvɪŋ/	giàu tình yêu thương
personality (n)	/'pɜ:nsə'næləti/	tính cách
shoulder (n)	/'ʃəʊldə/	vai
shy (adj)	/'ʃaɪ/	xấu hổ
slim (adj)	/'slɪm/	mảnh khảnh, thanh mảnh

Unit 4

art gallery (n)	/ɑ:t 'gæləri/	phòng trưng bày các tác phẩm nghệ thuật
busy (adj)	/'bɪzi/	nhộn nhịp, náo nhiệt
cathedral (n)	/kə'ti:drəl/	nhà thờ lớn, thánh đường
cross (v)	/krɒs/	đi ngang qua, qua, vượt
dislike (v)	/dɪs'laɪk/	không thích, ghét
famous (adj)	/'feɪməs/	nổi tiếng
faraway (adj)	/'fɑ:əweɪ/	xa xôi, xa
finally (adv)	/'faɪnəli/	cuối cùng
narrow (adj)	/'nærəʊ/	hẹp, chật hẹp
outdoor (adj)	/'aʊtdɔ:z/	ngoài trời
railway station	/'reɪlweɪ 'steɪʃn/	ga tàu hoả
sandy (adj)	/'sændɪ/	có cát, phủ cát
square (n)	/skweə/	quảng trường
suburb (n)	/'sʌbɜ:zb/	khu vực ngoại ô
turning (n)	/'tɜ:niŋ/	chỗ ngoặt, chỗ rẽ
workshop (n)	/'wɜ:kʃɒp/	phân xưởng (sản xuất, sửa chữa)

Unit 5

amazing (adj)	/ə'meɪzɪŋ/	tuyệt vời
backpack (n)	/'bækpæk/	ba-lô
boat (n)	/bəʊt/	con thuyền
compass (n)	/'kʌmpəs/	la bàn
desert (n)	/'dezət/	sa mạc
island (n)	/'aɪlənd/	đảo, hòn đảo
join in (v)	/dʒɔɪn ɪn/	tham gia
landscape (n)	/'lændskeɪp/	phong cảnh

litter (v)	/'lɪtə/	vứt rác (bừa bãi)
man-made (adj)	/,mæn 'meɪd/	nhân tạo
mount (n)	/maʊnt/	núi, đồi, đỉnh
mountain range	/'maʊntən ,reɪndʒ/	dãy núi
natural wonder	/'nætʃrəl 'wʌndə/	kì quan thiên nhiên
plaster (n)	/'plɑ:stə/	băng, gạc y tế
rock (n)	/rɒk/	tảng đá, phiến đá
show (n, v)	/ʃəʊ/	(sự) trình diễn
suncream (n)	/'sʌnkri:m/	kem chống nắng
waterfall (n)	/'wɔ:təfɔ:l/	thác nước


Unit 6

behave (v)	/bɪ'heɪv/	đối xử, cư xử
celebrate (v)	/'selɪbreɪt/	kỉ niệm, tổ chức
cheer (v)	/tʃɪə/	chúc mừng
decorate (v)	/'dekəreɪt/	trang hoàng
family gathering	/'fæməli 'gæðərɪŋ/	sum họp gia đình
firework (n)	/'faɪəwɜ:k/	pháo hoa
fun (n)	/fʌn/	sự vui đùa, vui vẻ
luck (n)	/lʌk/	điều may mắn
lucky money	/'lʌki 'mʌni/	tiền lì xì
mochi rice cake	/'məʊtʃi raɪs keɪk/	bánh gạo mochi
relative (n)	/'relatɪv/	bà con (họ hàng)
strike (v)	/straɪk/	đánh, điểm
temple (n)	/'templ/	ngôi đền
throw (v)	/θrəʊ/	ném, vứt
welcome (v)	/'welkəm/	chào đón
wish (n, v)	/'wɪʃ/	điều ước, ước, chúc

TIẾNG ANH 6



SACHMEM.VN
ĐẠY HAY, HỌC TỐT



TÀI NGUYÊN HỖ TRỢ DẠY - HỌC MÔN TIẾNG ANH

1. Địa CD
2. Bài giảng điện tử PowerPoint
3. Giáo án mẫu
4. Video tiết dạy minh hoạ
5. Tài liệu tập huấn giáo viên Tiếng Anh 6
6. Bộ đề kiểm tra

Các đơn vị đầu mối phát hành:

*Miền Bắc:	CTCP Đầu tư và Phát triển Giáo dục Hà Nội Địa chỉ: Toà nhà văn phòng HEID ngõ 12 Láng Hạ, Ba Đình, Hà Nội	Điện thoại: 024 3512 3939
*Miền Trung:	CTCP Đầu tư và Phát triển Giáo dục Đà Nẵng Địa chỉ: 145 Lê Lợi, Hải Châu 1, Hải Châu, Đà Nẵng	Điện thoại: 0236 3889 954
*Miền Nam:	CTCP Đầu tư và Phát triển Giáo dục Phương Nam Địa chỉ: 231 Nguyễn Văn Cừ, 4, Quận 5, TP. Hồ Chí Minh	Điện thoại: 028 7303 5556

Sách điện tử: <http://hanhtrangso.nxbgd.vn>
<http://sachmem.vn>

Kích hoạt để mở học liệu điện tử: Cào lớp nhũ trên tem để nhận mã số. Truy cập <http://hanhtrangso.nxbgd.vn> và nhập mã số tại biểu tượng chìa khoá.

