



EVERYONE HAS A VOICE

Speaking
activities for
large
classrooms

Elizabeth Keyton

HI, I'M ELIZA!

- Educator since 2009
- Delta, CELTA, MA Edu Admin
- Experience in Korea, USA, UAE, and Vietnam
- Cambridge Teacher Trainer





TODAY'S AGENDA

1

Introduction to the Session

2

Interactive Activities

3

**Design activity and
Assesement**

4

Review and reflect



Let's Break the ice

1

How long have you been a teacher?

2

How do you feel when speaking English with your colleagues vs. speaking with a stranger?

3

What other country would you like to teach in, if you had the opportunity?

NOW, LET'S GOSSIP



Time to travel!

Each person will now travel to a new group and gossip about their old groups members.

The new team will then ask more follow up questions

After 3 minutes, a new person will leave and the gossip will continue!

TIME TO WALK THE GALLERY

In your groups, find a question placed around the room.

Discuss this questions for 2-3 minutes, but DO NOT LEAVE the area

When teacher calls CHANGE NOW, go to the next question





LET'S SHARE



Picture stories

Can this image be related to one of your topics in your curriculum?


Why or why not?

Is this an appropriate image that can generate discussions in your class?

Why or why not?

What kind of grammar or sentence structures could you expect students to use when describing this kind of photo?

Spend 3 minutes discussing your photo, then pass it to the next group




Picture stories part 2 (PS)

Look at the photos given.

Arrange them in the order you think they happened.

Explain why you think it is.









Problem Solving

Each group is given a problem. They work on a solution for five minutes

Then they change for a new problem-repeat



LET'S SHARE






Listing and ranking (SS)

You need to complete a list of

10 TIPS FOR BETTER SPEAKING.

Complete the suggestions, add your own, then agree as a team your ranking from most important to least



Listing and ranking (PS)

You need to complete a list of

10 best items for the classroom

Complete the suggestions, add your own, then agree as a team your ranking from most important to least



LET'S TALK

How did the ranking help produce language?



BUDGETING ACTIVITY (SS)

Due to cuts, the classroom now has a very strict budget. You and your colleagues have to debate how to spend the budget and agree on a list of items for the classroom.

Your total budget is 30 million VND

BUDGETING ACTIVITY (PS)

**It's the end of the year, and you have prizes for your team
with the stickers you got from your teacher**

**You have 40 stickers for your team. What items do you
choose?**



LET'S

COMPARE

Did all teams respond similarly?





LET'S MAKE AN ACTIVITY

Look at the material given for a secondary class. How would you use it to create a 15 minute speaking lesson?

In your groups, brainstorm using your own ideas or what we've already done in class

ASSESSMENT




Using Rubrics can help make assessment easier and help students achieve better

Let's look at how Cambridge Speaking exams are assessed

ASSESSMENT



Now, looking at your activity you created with your team, build a rubric that would be relevant to your students' needs for this particular assignment.



Let's share our activities
and rubrics!



ANY QUESTIONS?

eliza.keyton@gmail.com



Scan here
to give
feedback!

